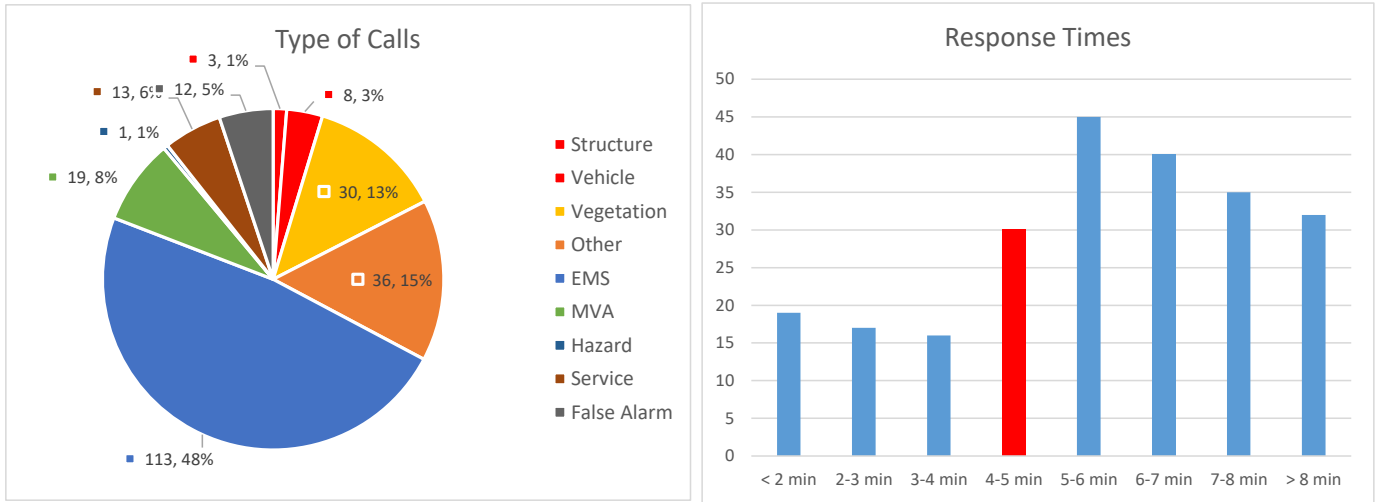




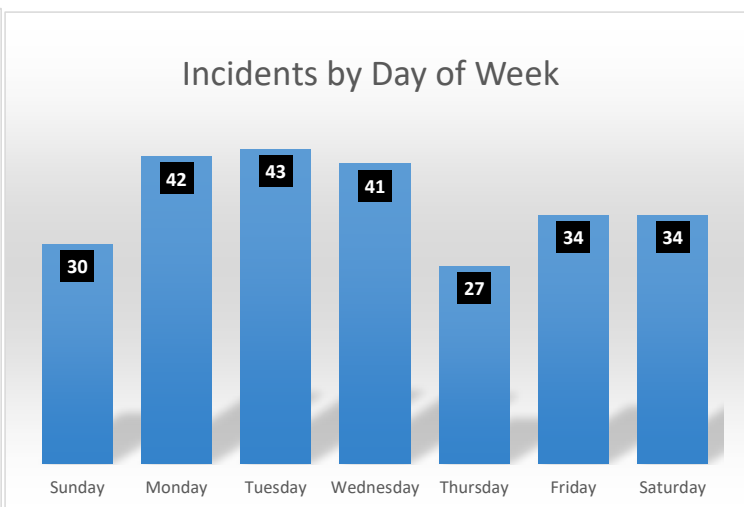
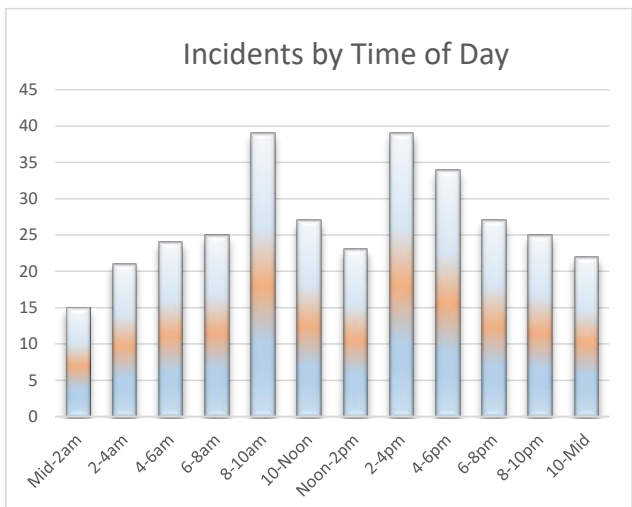
# WATERLOO MORADA FIRE DISTRICT MONTHLY ACTIVITY REPORT

**September  
2020**

## EMERGENCY OPERATIONS



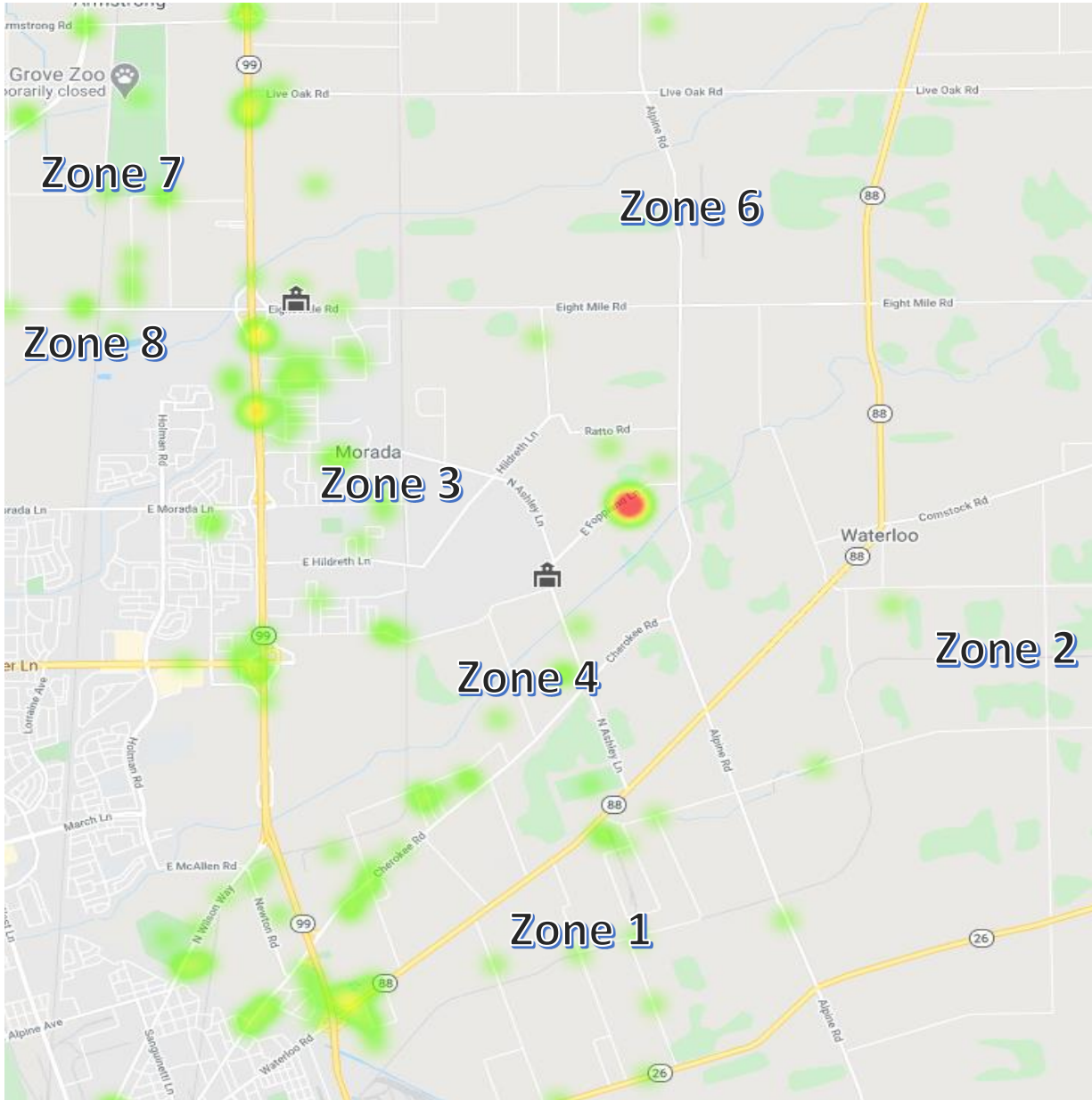
Incidents	Month	YTD	Prevention	Month	YTD	Training
	251	2002	Business Inspections	7	76	Month 151
<b>Emergency Response - Lights and Siren Incidents</b>			Fire Permits Issued	18	116	YTD 2332
<b>Station</b>	<b>Incidents</b>	<b>Avg Resp Time</b>	<b>Public Education</b>	0	1	
1	143	6:15	Children	0	40	
2	108	5:00	Adults	0	40	
<b>Non-Emergency</b>	<b>This Month</b>	<b>YTD</b>	<b>Dollar Loss</b>	<b>Monthly</b>	<b>YTD</b>	<b>Response by Shift</b>
Amount of Responses	23	448	Property	\$ 19,000	\$ 322,050	A 84
			Contents	\$ 1,000	\$ 32,270	B 74
						C 93
<b>Response by Unit</b>						
<b>E15-1</b>	<b>E15-2</b>	<b>E15-3</b>	<b>BR15-1</b>	<b>WT15-1</b>	<b>BC15</b>	<b>CH15</b>
160	113	2	1	1	36	3
<b>Stacked Calls</b>	<b>This Month</b>	<b>YTD</b>	<b>Aid Given/Received</b>	<b>This Month</b>	<b>YTD</b>	
Incidents	59	484	Given	30	276	Month 59
Percentage	24%	24%	Received	14	180	YTD 393
						20%





# WATERLOO MORADA FIRE DISTRICT MONTHLY ACTIVITY REPORT

September  
2020



## Incident Density Map

Zone 1	31
Zone 2	7
Zone 3	75
Zone 4	62
Zone 6	26
Zone 7	20
Zone 8	7