

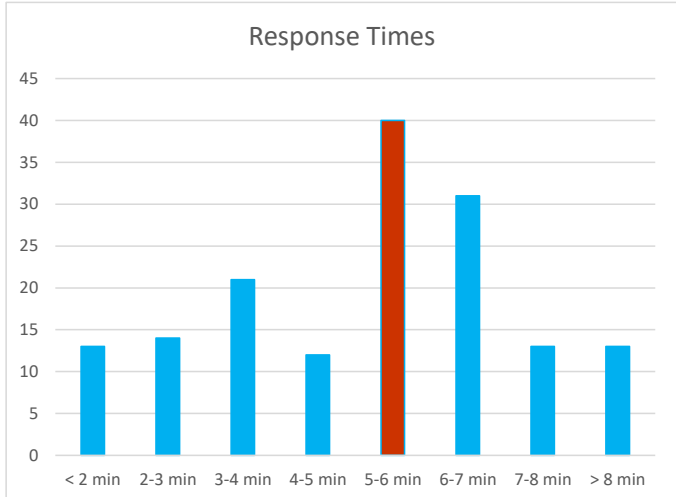
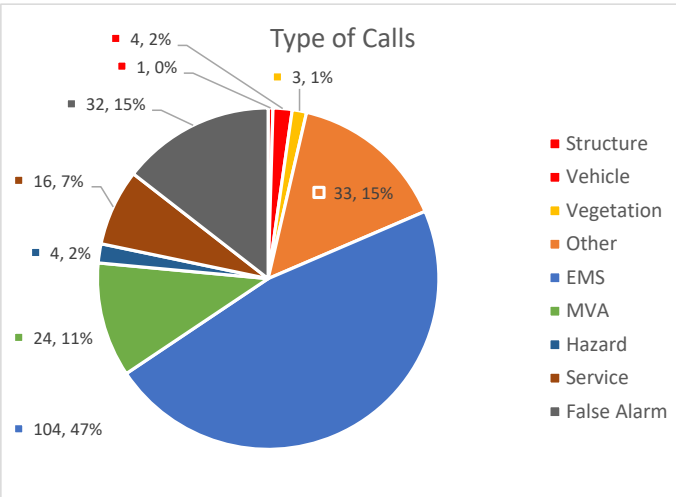


WATERLOO MORADA FIRE DISTRICT MONTHLY ACTIVITY REPORT

November

2021

EMERGENCY OPERATIONS



Incidents	Month	YTD
	221	2691

Prevention	Month	YTD
Business Inspections	5	82

Training	Month	YTD
	378	3940

Emergency Response - Lights and Siren Incidents

Station	Incidents	Avg Resp Time	Total Inc
1	99	5:58	45%
2	58	4:01	26%

Fire Permits Issued	23	213
Public Education	0	9
Children	0	110
Adults	0	300

Response by Shift	
A	64
B	72
C	86

Non-Emergency	This Month	YTD
Amount of Responses	64	648

Dollar Loss	Monthly	YTD
Property	\$ 25,000	\$ 654,150
Contents	\$ 12,000	\$ 215,920

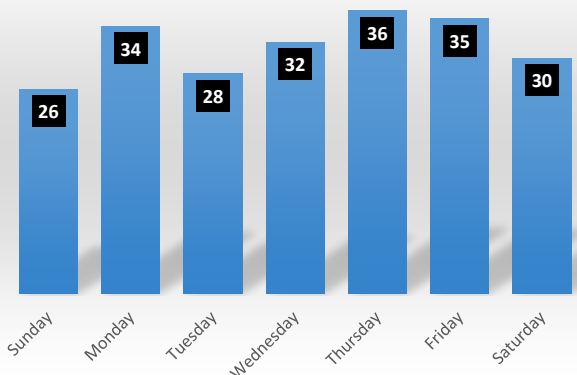
Response by Unit

E15-1	E15-2	E15-3	BR15-1	WT15-1	BC15	CH15-1	OES 4122	Total
123	116	0	0	3	30	1	8	281

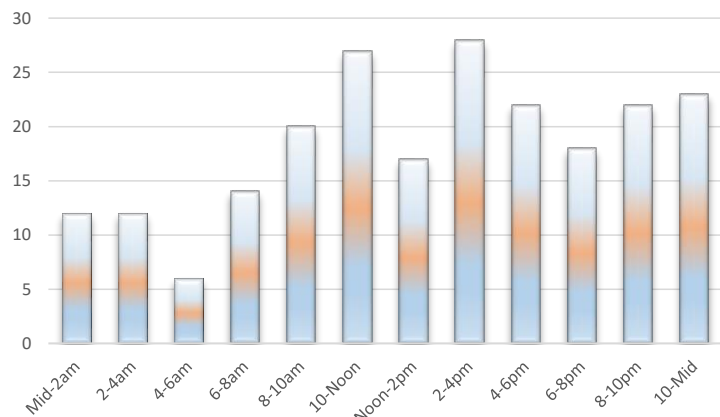
Stacked Calls	This Month	YTD
Incidents	41	625
Percentage	19%	23%

Aid Given/Received	This Month	YTD	Homeless Related
Given	19	306	Month 43
Received	8	176	YTD 627
			23%

Incidents by Day of Week



Incidents by Time of Day

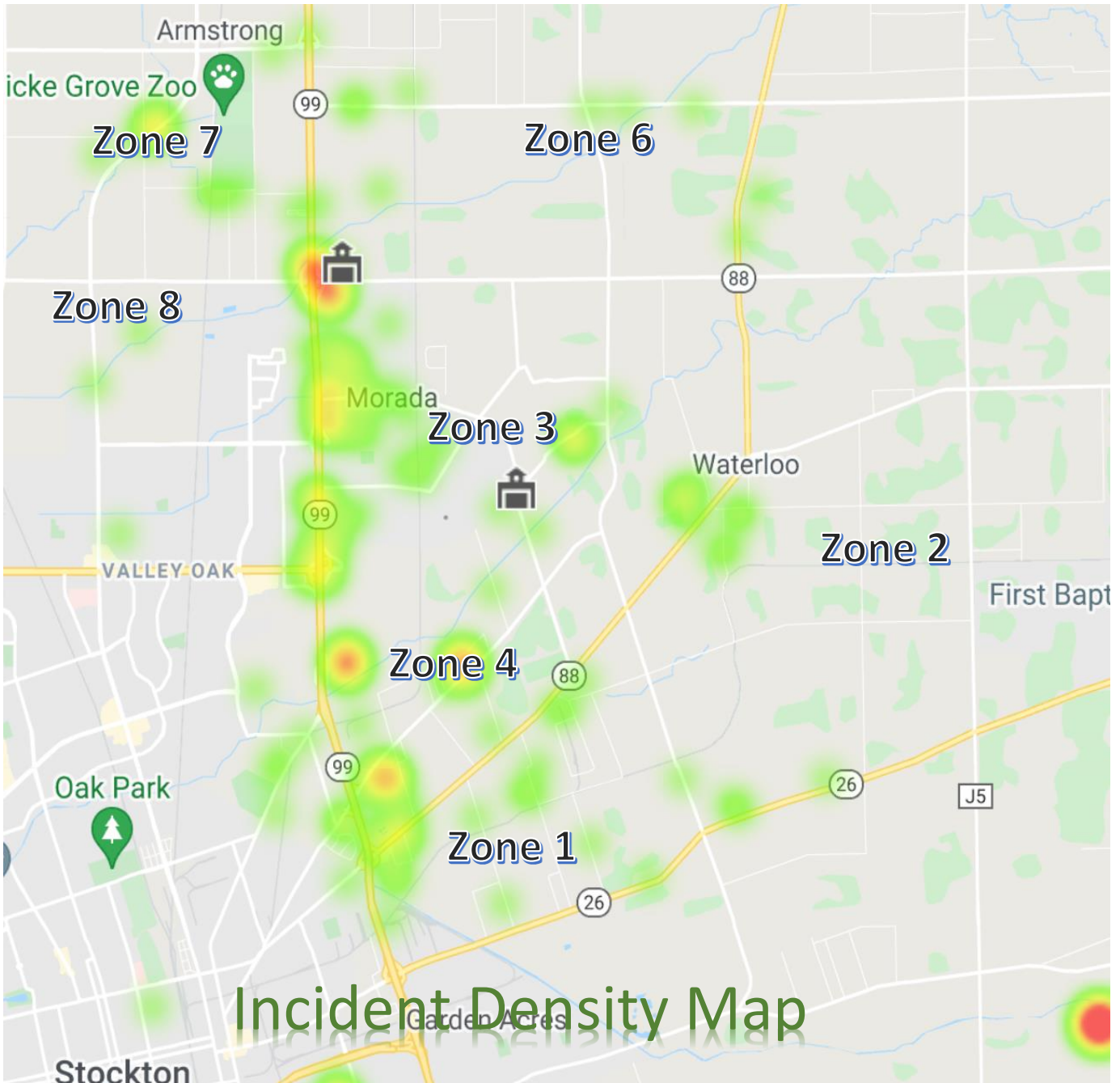




WATERLOO MORADA FIRE DISTRICT
MONTHLY ACTIVITY REPORT

November

2021



Zone 1	42
Zone 2	13
Zone 3	49
Zone 4	55
Zone 6	30
Zone 7	14
Zone 8	14