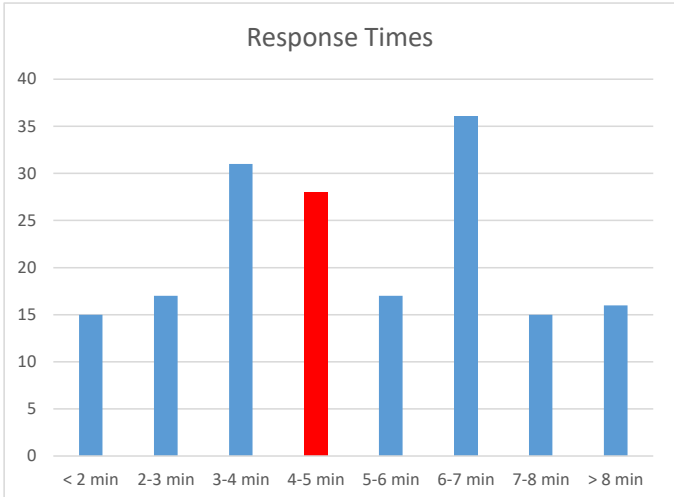
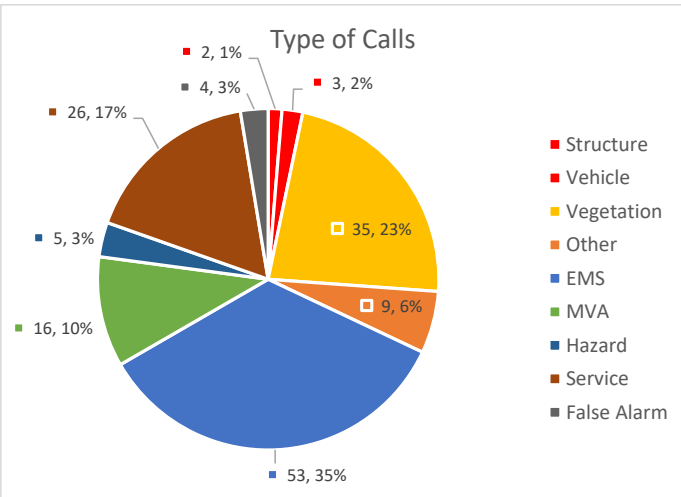




WATERLOO MORADA FIRE DISTRICT MONTHLY ACTIVITY REPORT

**APRIL
2020**

EMERGENCY OPERATIONS



Incidents **Month** **YTD**

251 958

Emergency Response - Lights and Siren Incidents

Station	Incidents	Avg Resp Time	Total Inc
1	143	5:02	57%
2	108	4:57	43%

Non-Emergency **This Month** **YTD**

Amount of Responses 31 143

Response by Unit

E15-1	E15-2	E15-3	BR15-1	WT15-1	BC15	CH15-1	Total
148	130	3	43	5	65	11	405

Stacked Calls **This Month** **YTD**

Incidents 88 200

Percentage 35% 21%

Prevention **Month** **YTD**

Business Inspections 0 17

Fire Permits Issued 0 6

Public Education 0 0

Children 0 0

Adults 0 0

Dollar Loss **Monthly** **YTD**

Property \$ 14,700 \$ 124,450

Contents \$ 10,050 \$ 17,420

Training

Month 367

YTD 1729

Response by

Shift

A 84

B 88

C 79

Aid Given/Received **This Month** **YTD**

Given 46 126

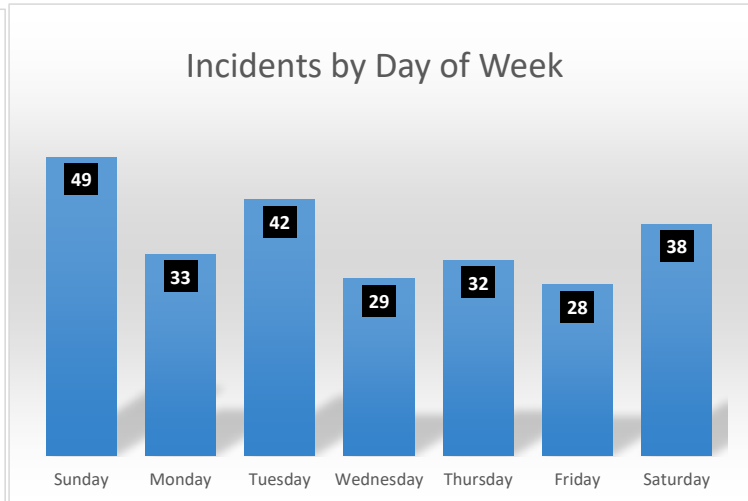
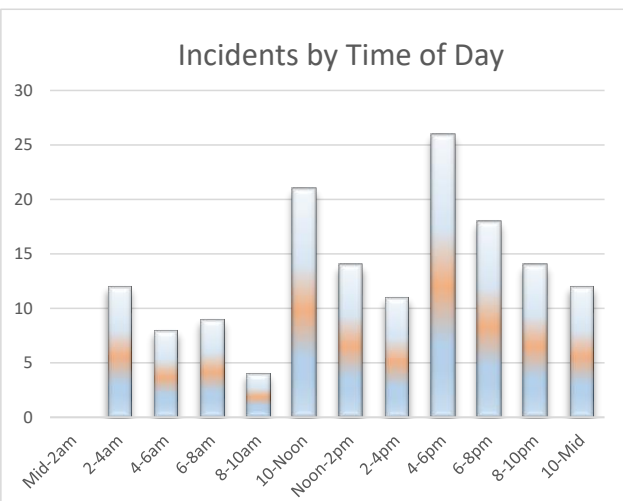
Received 30 79

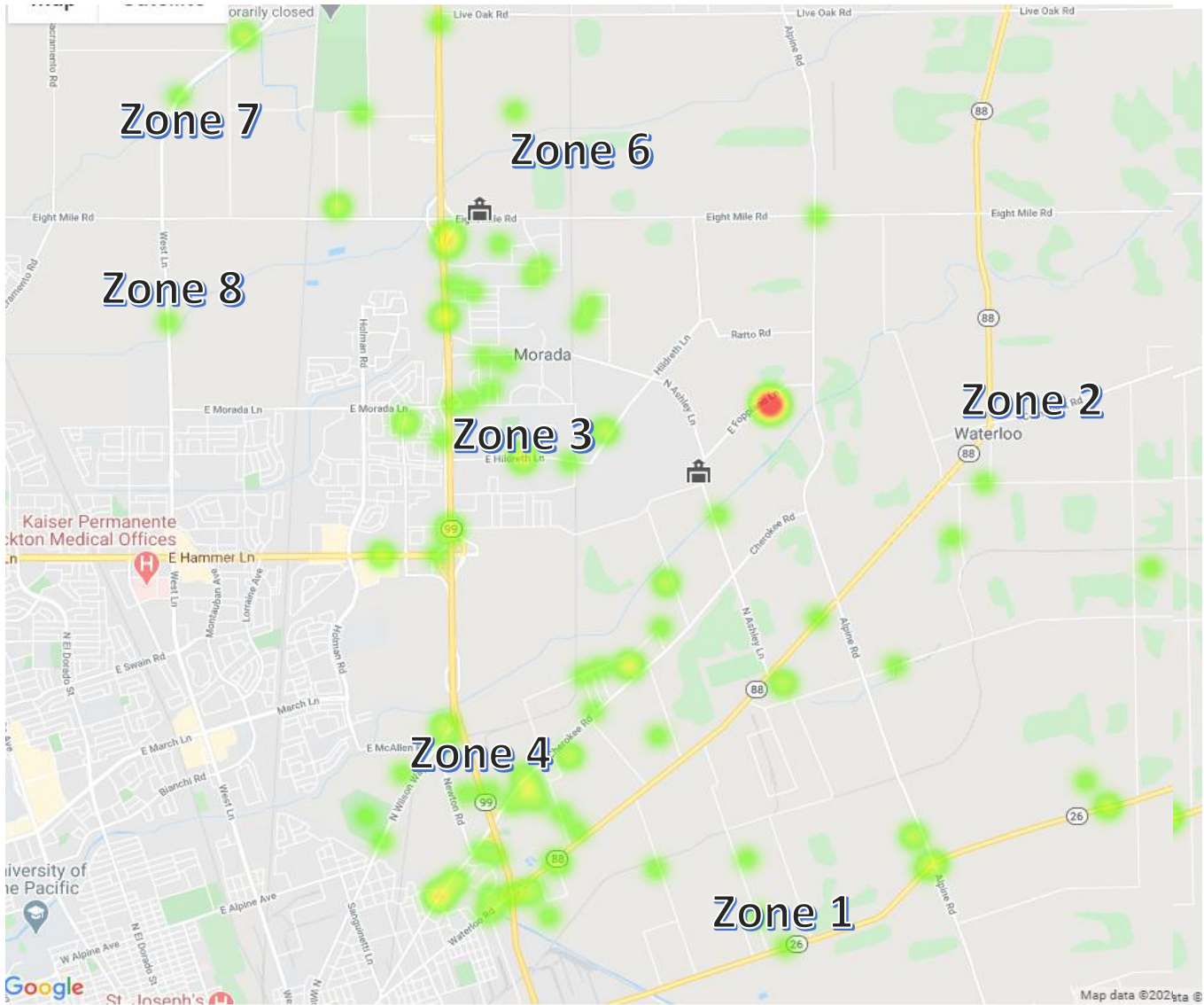
Homeless Related

Month 49

YTD 174

18%





Incident Density Map

Zone 1	18
Zone 2	14
Zone 3	63
Zone 4	71
Zone 6	15
Zone 7	24
Zone 8	1