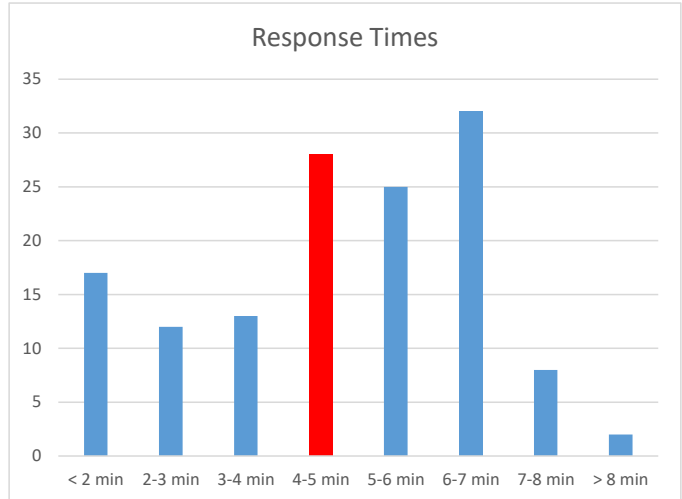
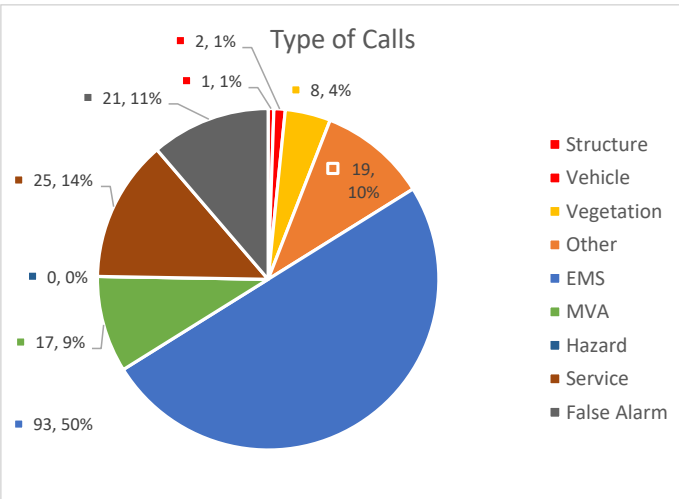




# WATERLOO MORADA FIRE DISTRICT MONTHLY ACTIVITY REPORT

February  
2021

## EMERGENCY OPERATIONS



<b>Incidents</b>	<b>Month</b>	<b>YTD</b>
	187	438

**Emergency Response - Lights and Siren Incidents**

Station	Incidents	Avg Resp Time	Total Inc
1	103	5:28	55%
2	84	4:09	45%

<b>Non-Emergency</b>	<b>This Month</b>	<b>YTD</b>
Amount of Responses	23	117

<b>Prevention</b>	<b>Month</b>	<b>YTD</b>
Business Inspections	7	7
Fire Permits Issued	21	21
Public Education	0	0
Children	0	0
Adults	0	0

<b>Training</b>	<b>Month</b>	<b>YTD</b>
	510	1021

**Response by Shift**

A	59
B	58
C	70

<b>Dollar Loss</b>	<b>Monthly</b>	<b>YTD</b>
Property		\$ 10,300
Contents		\$ -

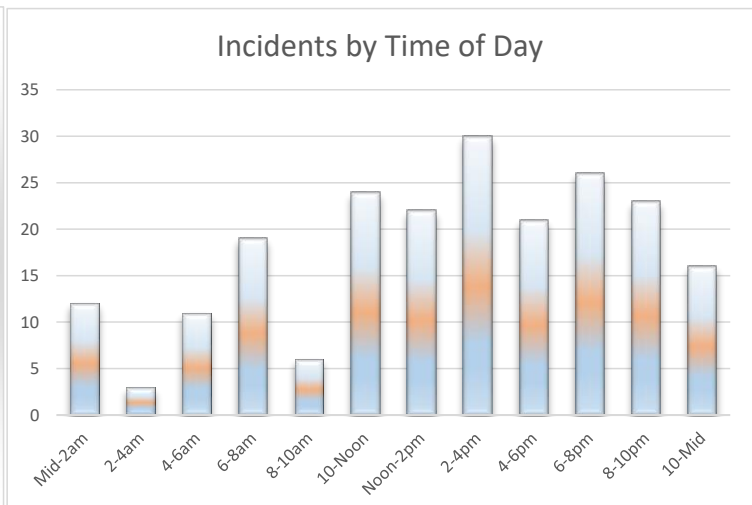
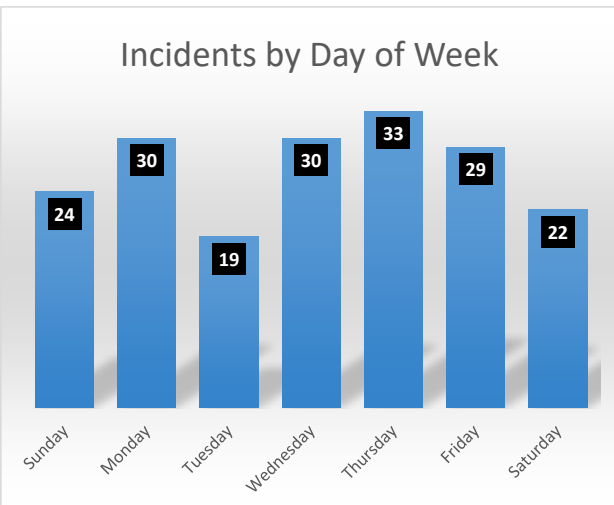
**Response by Unit**

E15-1	E15-2	E15-3	BR15-1	WT15-1	BC15	CH15-1	Total
71	93	33	2	0	17	0	216

<b>Stacked Calls</b>	<b>This Month</b>	<b>YTD</b>
Incidents	40	134
Percentage	21%	31%

<b>Aid Given/Received</b>	<b>This Month</b>	<b>YTD</b>
Given	23	32
Received	10	27

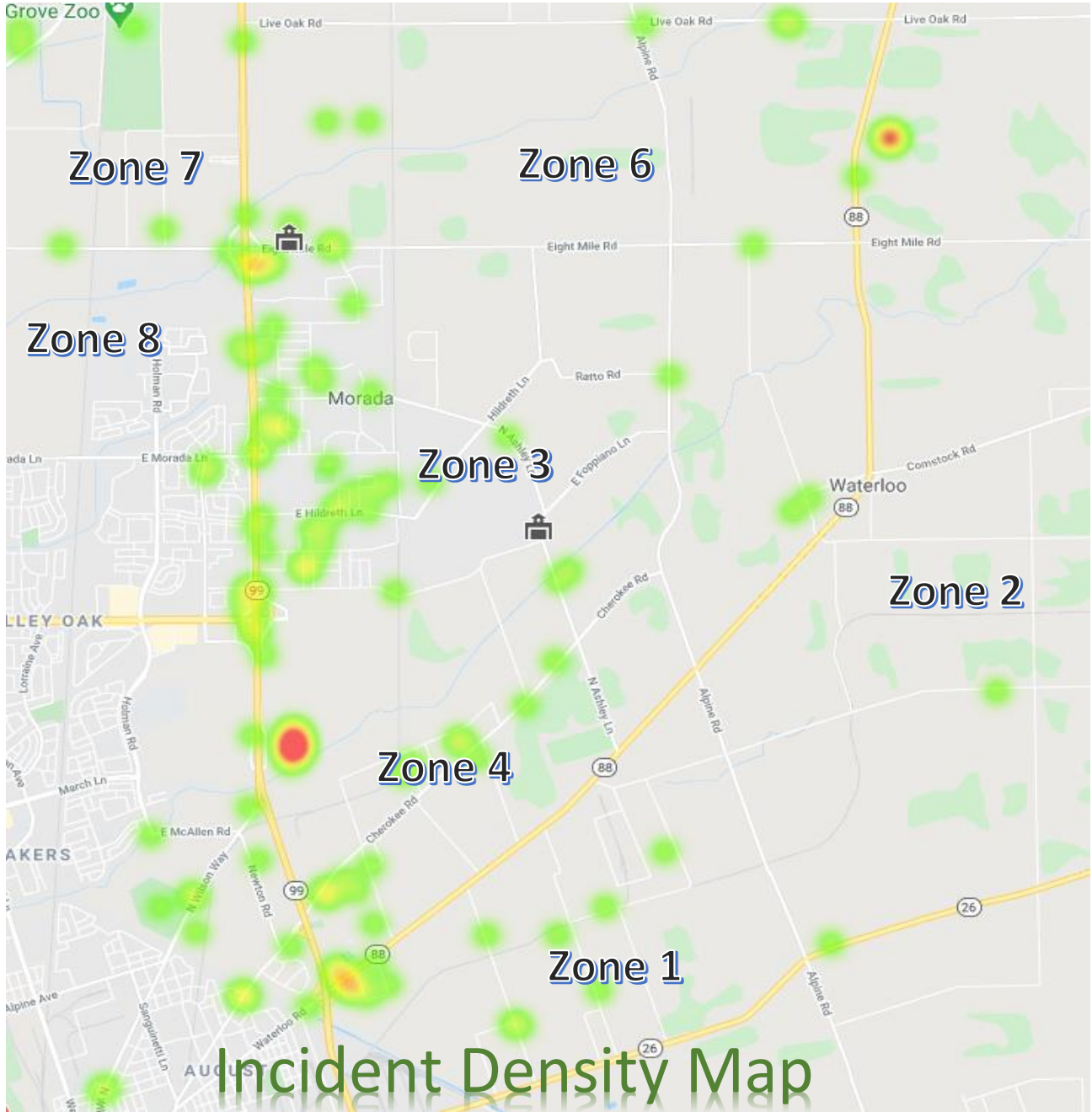
<b>Homeless Related</b>	<b>Month</b>	<b>YTD</b>
	35	83
		19%





# WATERLOO MORADA FIRE DISTRICT MONTHLY ACTIVITY REPORT

February  
2021



Zone 1	12
Zone 2	12
Zone 3	57
Zone 4	45
Zone 6	26
Zone 7	14
Zone 8	0