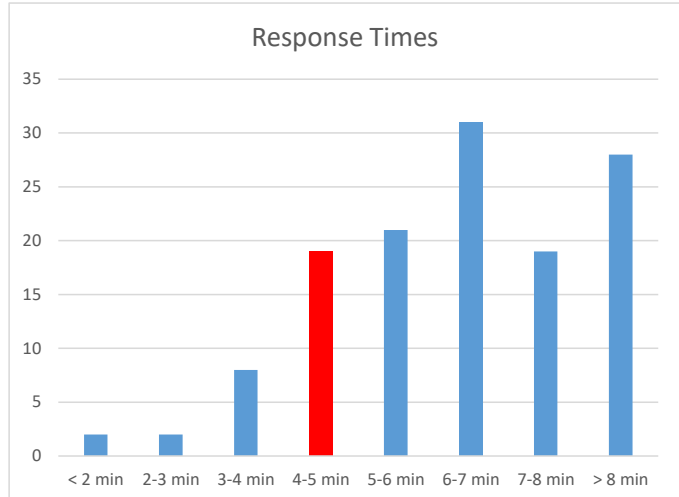
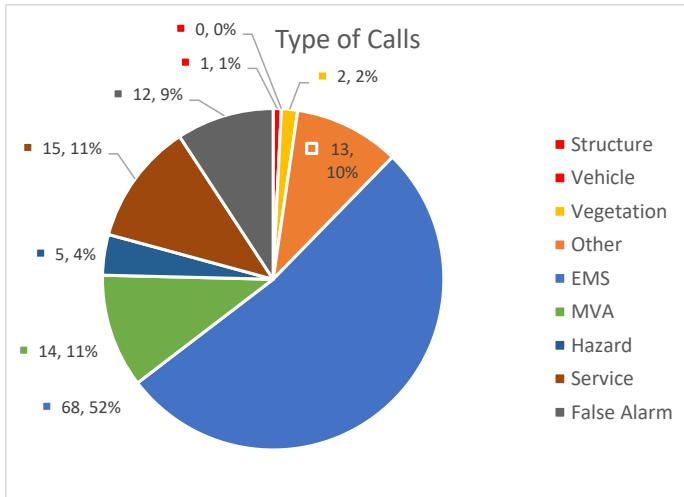




# WATERLOO MORADA FIRE DISTRICT MONTHLY ACTIVITY REPORT

February  
2023

## EMERGENCY OPERATIONS



Incidents	Month	YTD	
	184	412	
<b>Emergency Response - Code 3 Calls ONLY</b>			
Station	Incidents	Avg Resp Time	Total Inc
1	71	6:32	39%
2	59	6:20	32%

Prevention	Month	YTD
Business Inspections		0
Fire Permits Issued		0
Public Education		0
Children		0
Adults		0
Dollar Loss	Monthly	YTD
Property	0 \$	5,250
Contents	0 \$	500

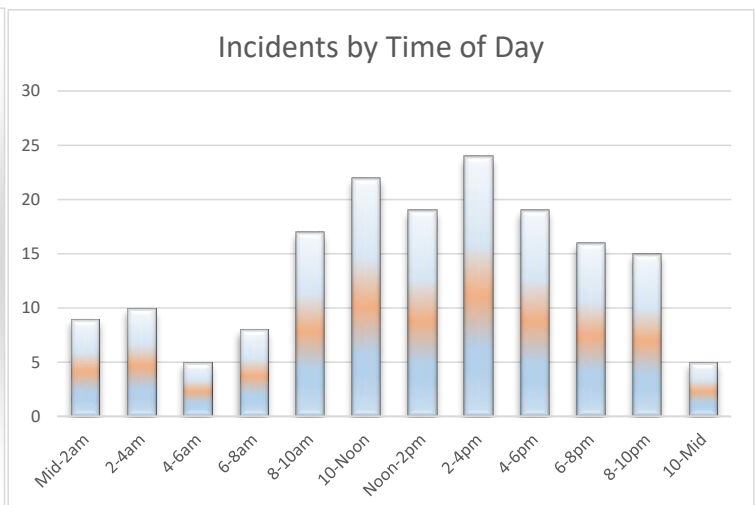
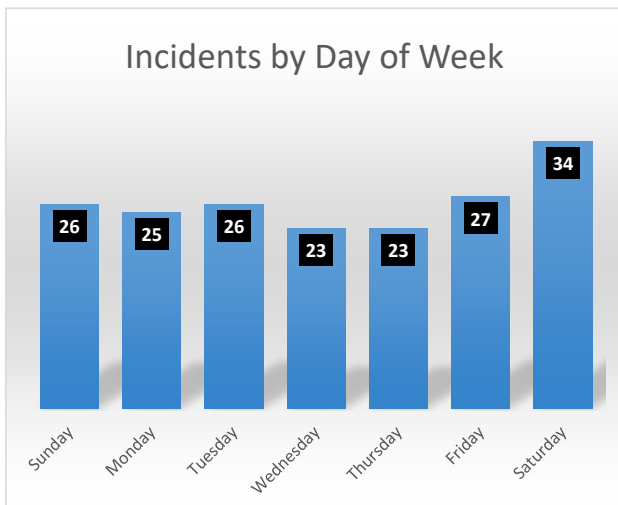
Training	Month	YTD
	999	1410
Response by Shift		
A	57	
B	57	
C	70	

Non-Emergency	This Month	YTD
Amount of Responses	16	47

Response by Unit	E15-1	E15-2	E15-3	BR15-1	WT15-1	BC15	CH15-1	OES 4122	Total
	97	94	3	0	0	23	1	6	224

Stacked Calls	This Month	YTD
Incidents	30	79
Percentage	16%	19%

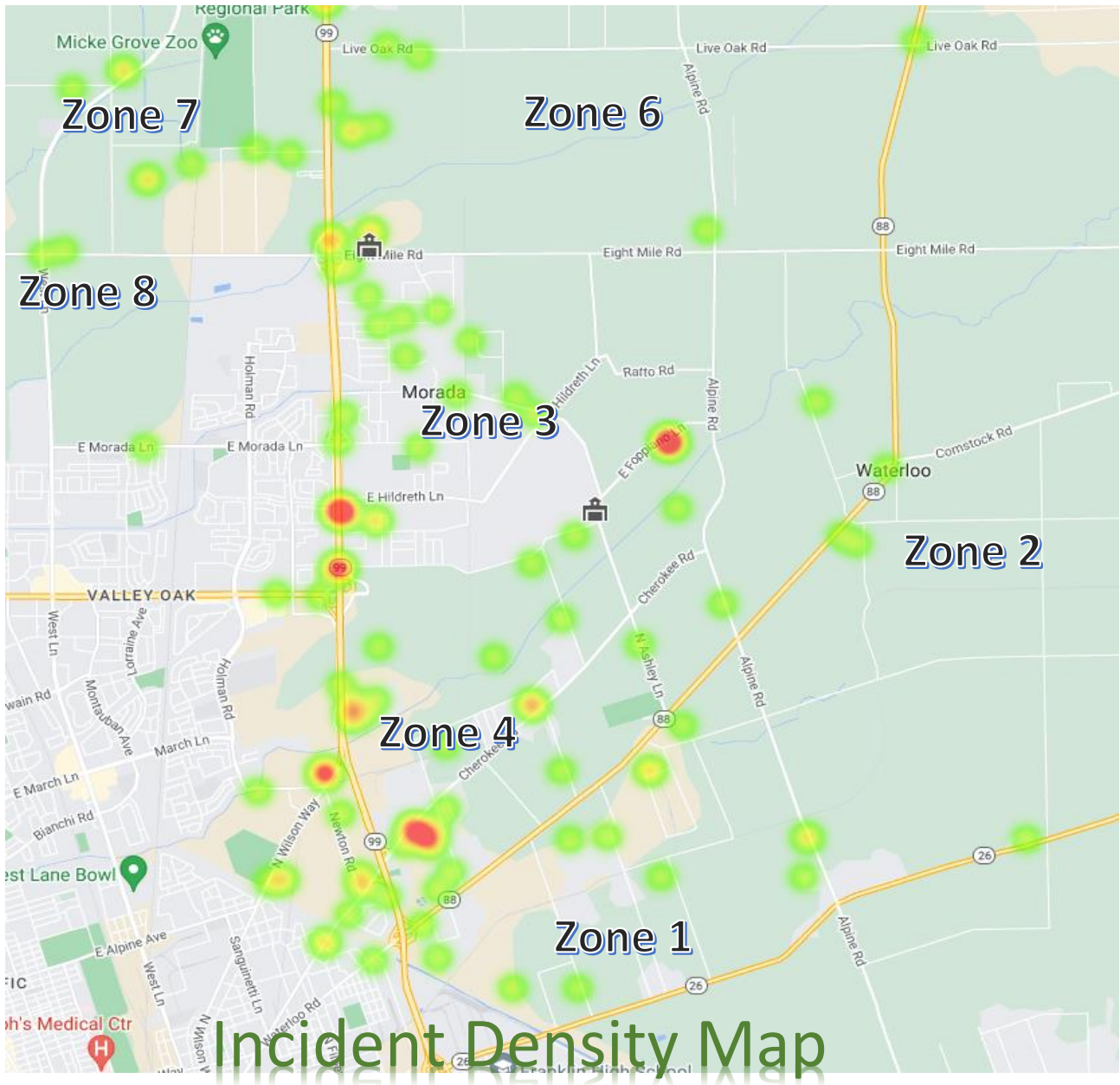
Aid Given/Received	This Month	YTD	Homeless Related
Given	25	51	Month 26
Received	4	18	YTD 47
			11%





# WATERLOO MORADA FIRE DISTRICT MONTHLY ACTIVITY REPORT

February  
2023



Incident Density Map

Zone 1	18
Zone 2	7
Zone 3	39
Zone 4	53
Zone 6	14
Zone 7	27
Zone 8	0