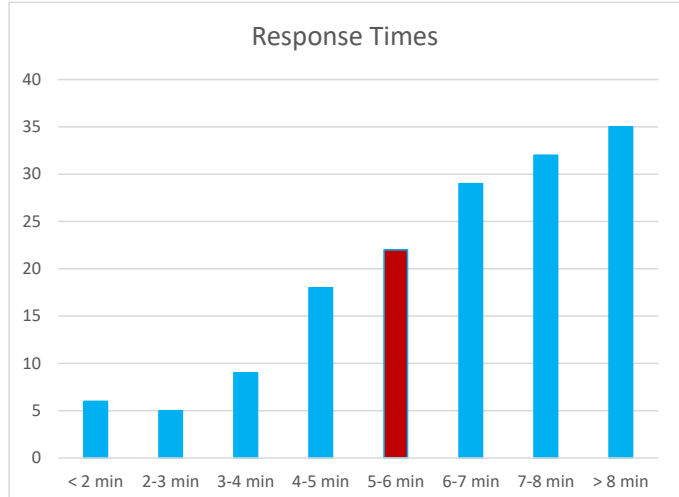
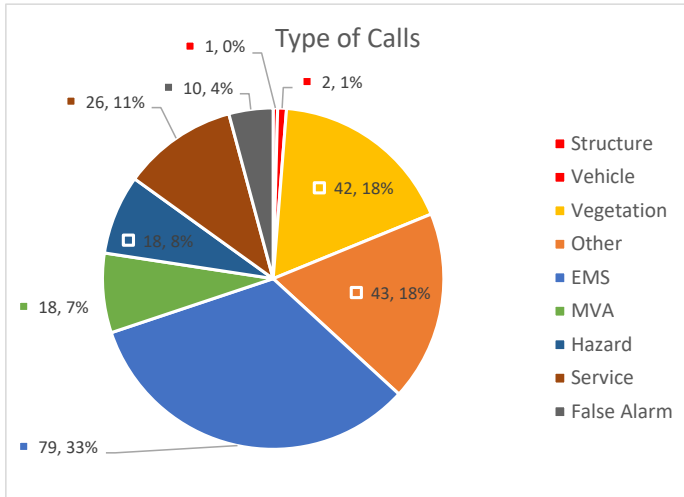




WATERLOO MORADA FIRE DISTRICT MONTHLY ACTIVITY REPORT

September
2022

EMERGENCY OPERATIONS



Incidents **Month** **YTD**
 239 2088

Emergency Response - Lights and Siren Incidents

Station	Incidents	Avg Resp Time	Total Inc
1	91	6:47	38%
2	63	6:16	26%

Non-Emergency **This Month** **YTD**
 Amount of Responses 30 370

Prevention **Month** **YTD**
 Business Inspections 60
 Fire Permits Issued 130
 Public Education 0 6
 Children 0 170
 Adults 0 71

Training
 Month
 YTD 1833

Response by Shift	Count
A	86
B	78
C	75

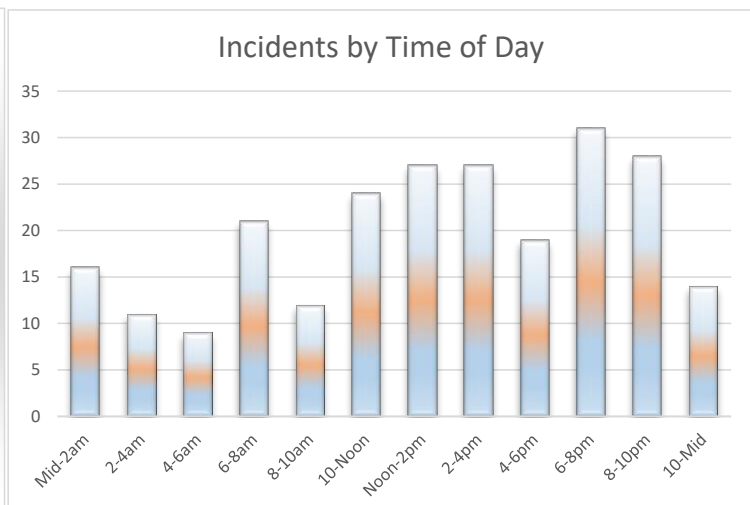
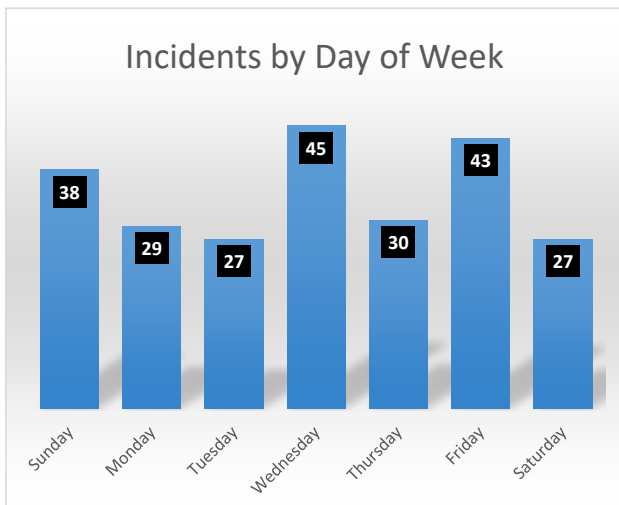
Dollar Loss **Monthly** **YTD**
 Property \$ 50,100 \$ 1,258,775
 Contents \$ 10,700 \$ 385,950

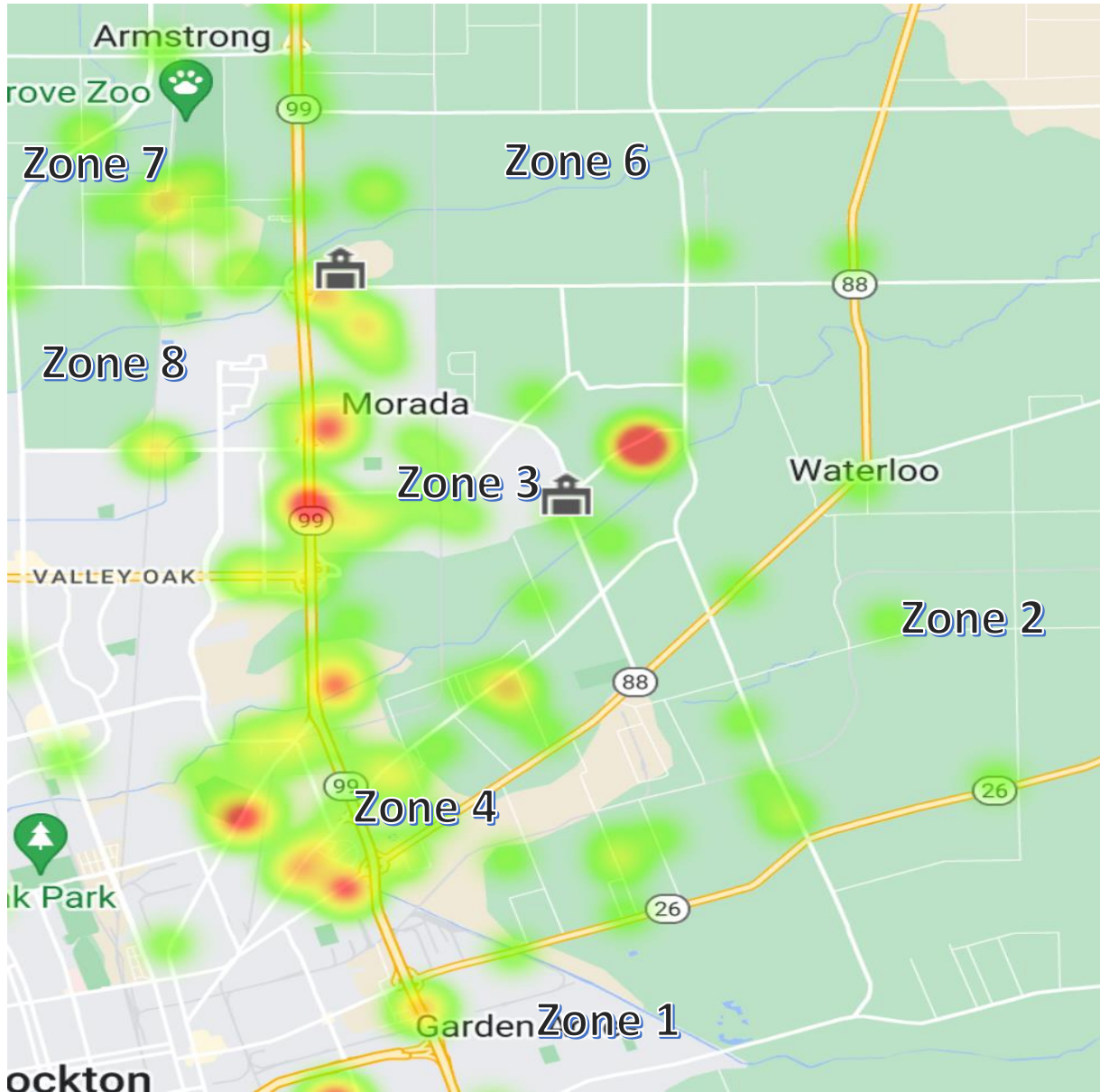
Response by Unit

E15-1	E15-2	E15-3	BR15-1	WT15-1	BC15	CH15-1	OES 4122	Total
127	138	5	0	3	40	1	4	314

Stacked Calls **This Month** **YTD**
 Incidents 33 339
 Percentage 14% 16%

Aid Given/Received **This Month** **YTD**
 Given 37 275
 Received 21 159
 Homeless Related
 Month 69
 YTD 440
 21%





Incident Density Map

Zone 1	24
Zone 2	11
Zone 3	51
Zone 4	70
Zone 6	19
Zone 7	25
Zone 8	1