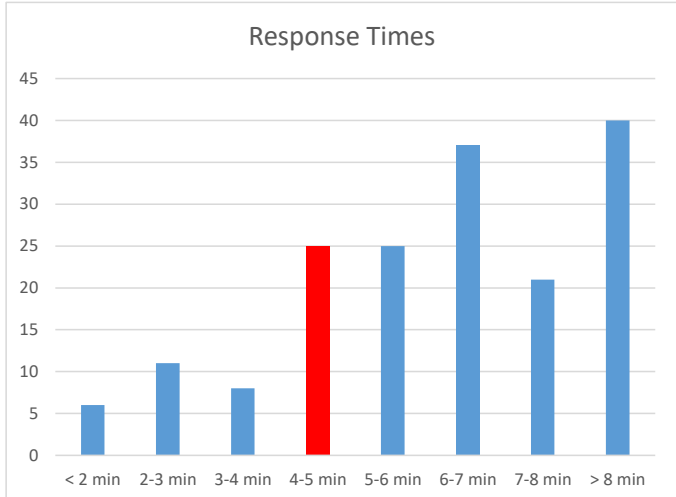
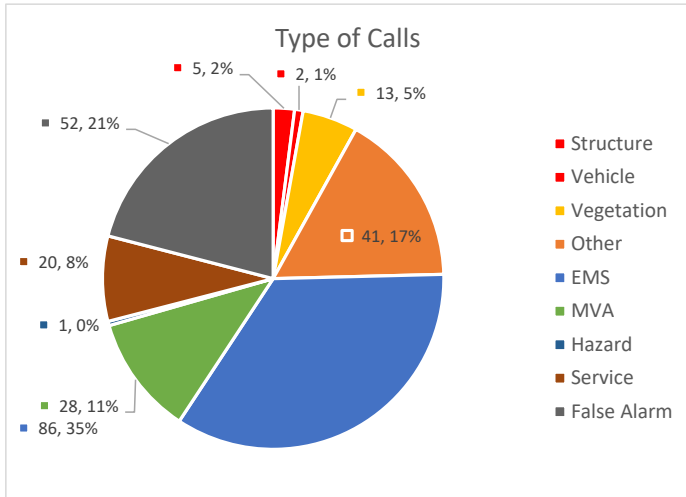




WATERLOO MORADA FIRE DISTRICT MONTHLY ACTIVITY REPORT

**April
2022**

EMERGENCY OPERATIONS



Incidents **Month** **YTD**
248 847

Prevention **Month** **YTD**

Business Inspections	16	34
Fire Permits Issued	29	75
Public Education	1	3
Children	10	170
Adults	67	67

Training

Month	571
YTD	1305

Emergency Response - Lights and Siren Incidents

Station	Incidents	Avg Resp Time	Total Inc
1	97	6:58	39%
2	70	6:03	28%

Non-Emergency **This Month** **YTD**
 Amount of Responses 39 222

Dollar Loss **Monthly** **YTD**

Property	\$ 66,500	\$ 230,200
Contents	\$ 22,500	\$ 59,100

Response by Shift

A	88
B	91
C	69

Response by Unit

E15-1	E15-2	E15-3	BR15-1	WT15-1	BC15	CH15-1	OES 4122	Total
139	4	0	5	37	1	137	323	

Stacked Calls **This Month** **YTD**

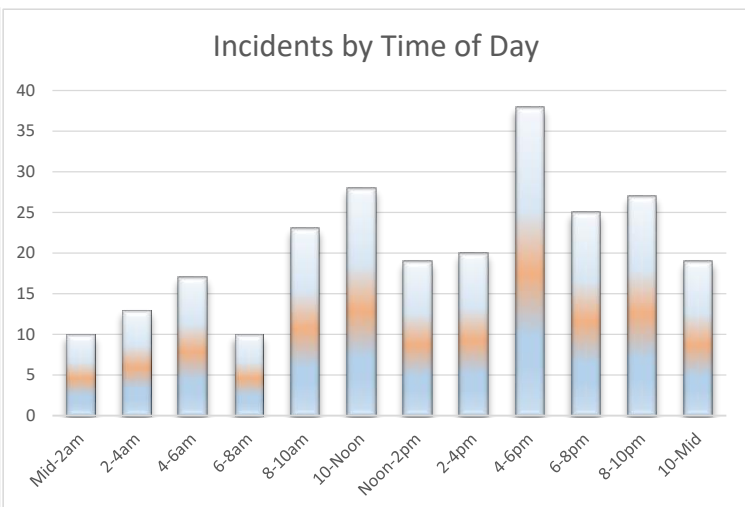
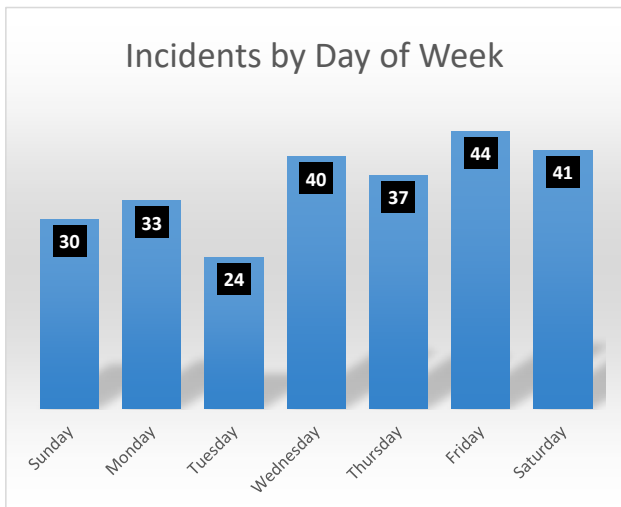
Incidents	59	124
Percentage	24%	15%

Aid Given/Received **This Month** **YTD**

Given	35	94
Received	12	40

Homeless Related


Month	41
YTD	163
	19%





WATERLOO MORADA FIRE DISTRICT
MONTHLY ACTIVITY REPORT

April
2022



Zone 1	35
Zone 2	12
Zone 3	46
Zone 4	70
Zone 6	22
Zone 7	12
Zone 8	2