

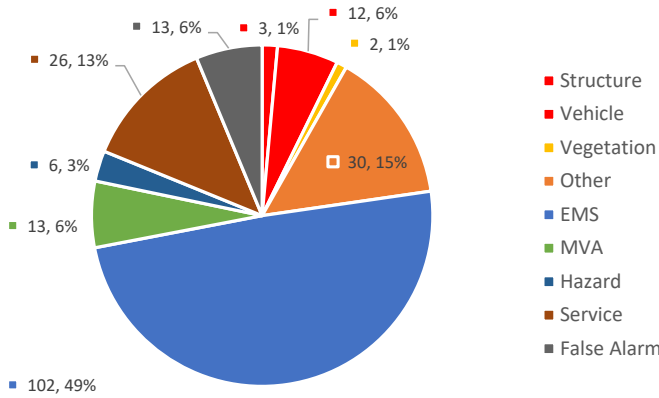


# WATERLOO MORADA FIRE DISTRICT MONTHLY ACTIVITY REPORT

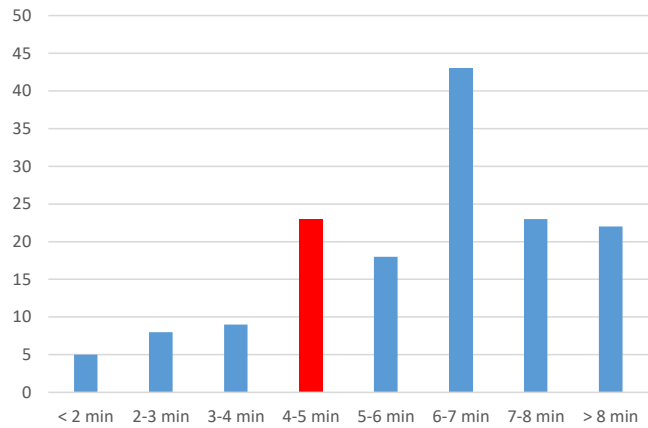
**February  
2022**

## EMERGENCY OPERATIONS

Type of Calls



Response Times



Incidents	Month	YTD
	<b>207</b>	388

Prevention	Month	YTD
Business Inspections	10	15
Fire Permits Issued	12	17
Public Education	0	0
Children	0	0
Adults	0	0

Training	Month	YTD
	108	427

**Emergency Response - Lights and Siren Incidents**

Station	Incidents	Avg Resp Time	Total Inc
1	99	6:15	48%
2	55	5:22	27%
		6:01	

Non-Emergency	This Month	YTD
Amount of Responses	53	72

Dollar Loss	Monthly	YTD
Property	\$ 81,200	\$ 147,700
Contents	\$ 4,400	\$ 36,400

**Response by Shift**

A	59
B	80
C	67

**Response by Unit**

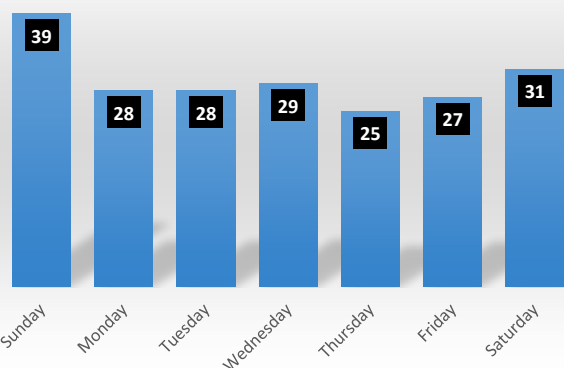
E15-1	E15-2	E15-3	BR15-1	WT15-1	BC15	CH15-1	OES 4122	Total
123	99	0	0	0	27	1	2	252

Stacked Calls	This Month	YTD
Incidents	10	29
Percentage	5%	7%

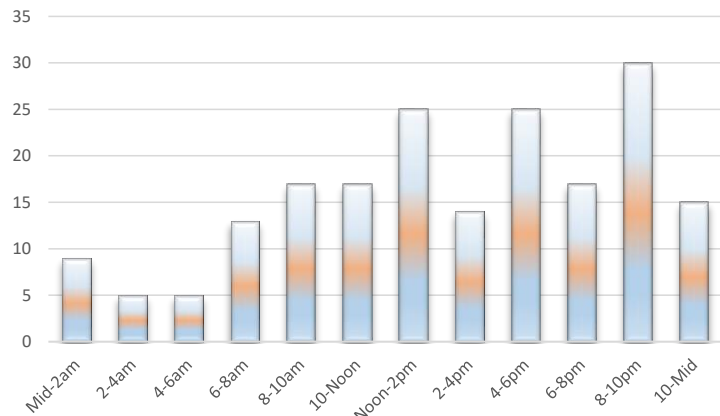
Aid Given/Received	This Month	YTD
Given	23	37
Received	10	21

Homeless Related	Month	YTD
	30	78
		20%

Incidents by Day of Week



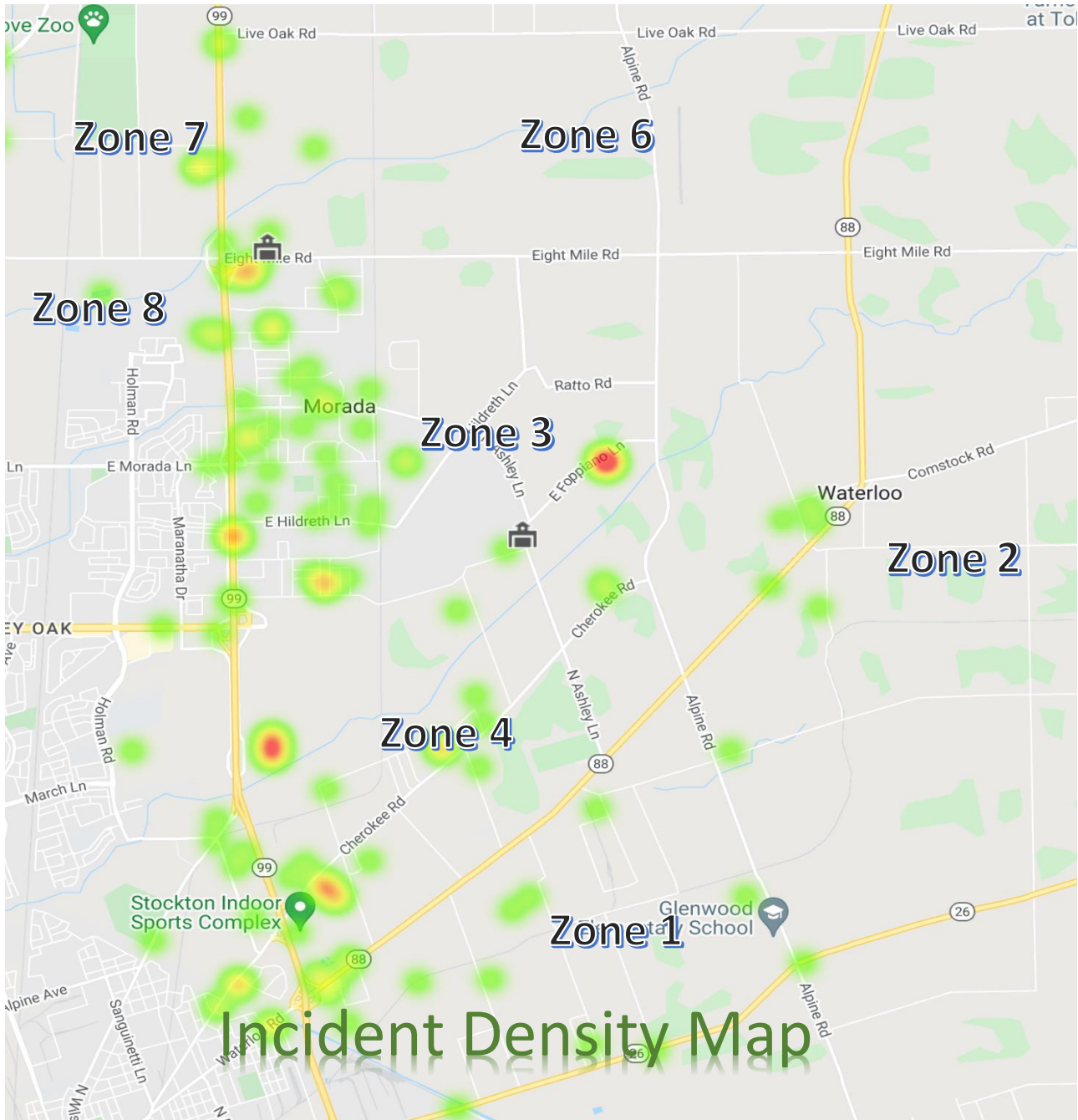
Incidents by Time of Day





# WATERLOO MORADA FIRE DISTRICT MONTHLY ACTIVITY REPORT

February  
2022



Zone 1	28
Zone 2	11
Zone 3	57
Zone 4	53
Zone 6	22
Zone 7	11
Zone 8	0