

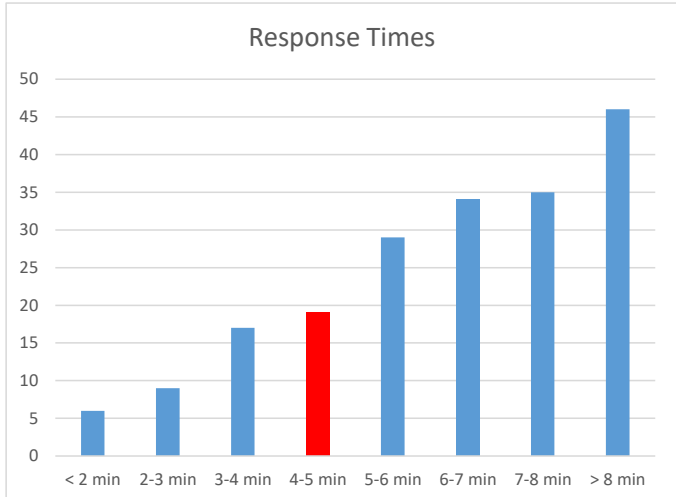
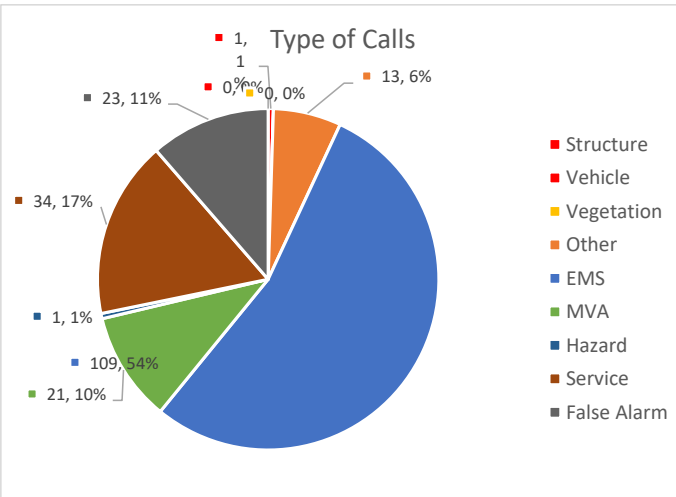


WATERLOO MORADA FIRE DISTRICT MONTHLY ACTIVITY REPORT

December

2022

EMERGENCY OPERATIONS



Incidents **Month** **YTD**
 262 2803

Prevention **Month** **YTD**
 Business Inspections 8 114

Training
 Month 189
 YTD 3351

Emergency Response - Lights and Siren Incidents

Station	Incidents	Avg Resp Time	Total Inc
1	126	6:55	48%
2	69	5:47	26%

Fire Permits Issued 16 220
 Public Education 4 15
 Children 50 920
 Adults 100 571

Response by Shift	Count
A	83
B	86
C	93

Non-Emergency **This Month** **YTD**
 Amount of Responses 34 450

Dollar Loss **Monthly** **YTD**
 Property \$ 30,000 \$ 2,063,375
 Contents \$ - \$ 452,450

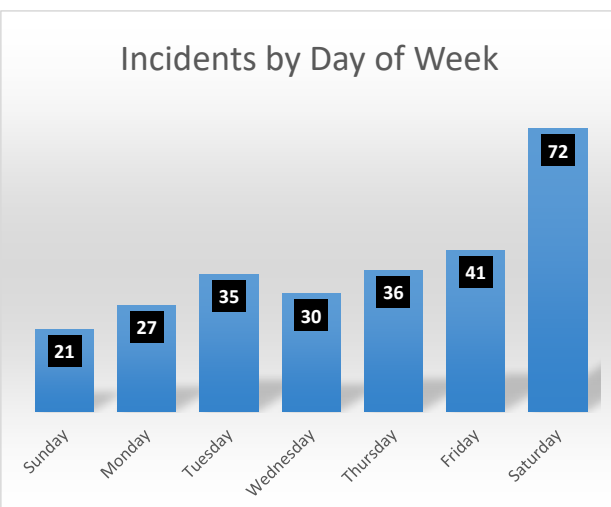
E15-1	E15-2	E15-3	BR15-1	WT15-1	BC15	CH15-1	Total
155	133	0	0	0	42	0	330

Stacked Calls **This Month** **YTD**
 Incidents 70 511
 Percentage 27% 18%

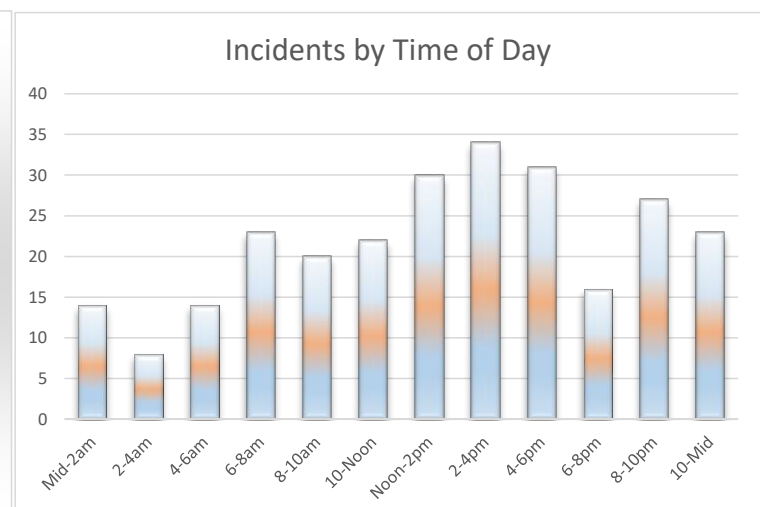
Aid Given/Received **This Month** **YTD**
 Given 28 324
 Received 10 184

Homeless Related
 Month 30
 YTD 573
 20%

Incidents by Day of Week



Incidents by Time of Day

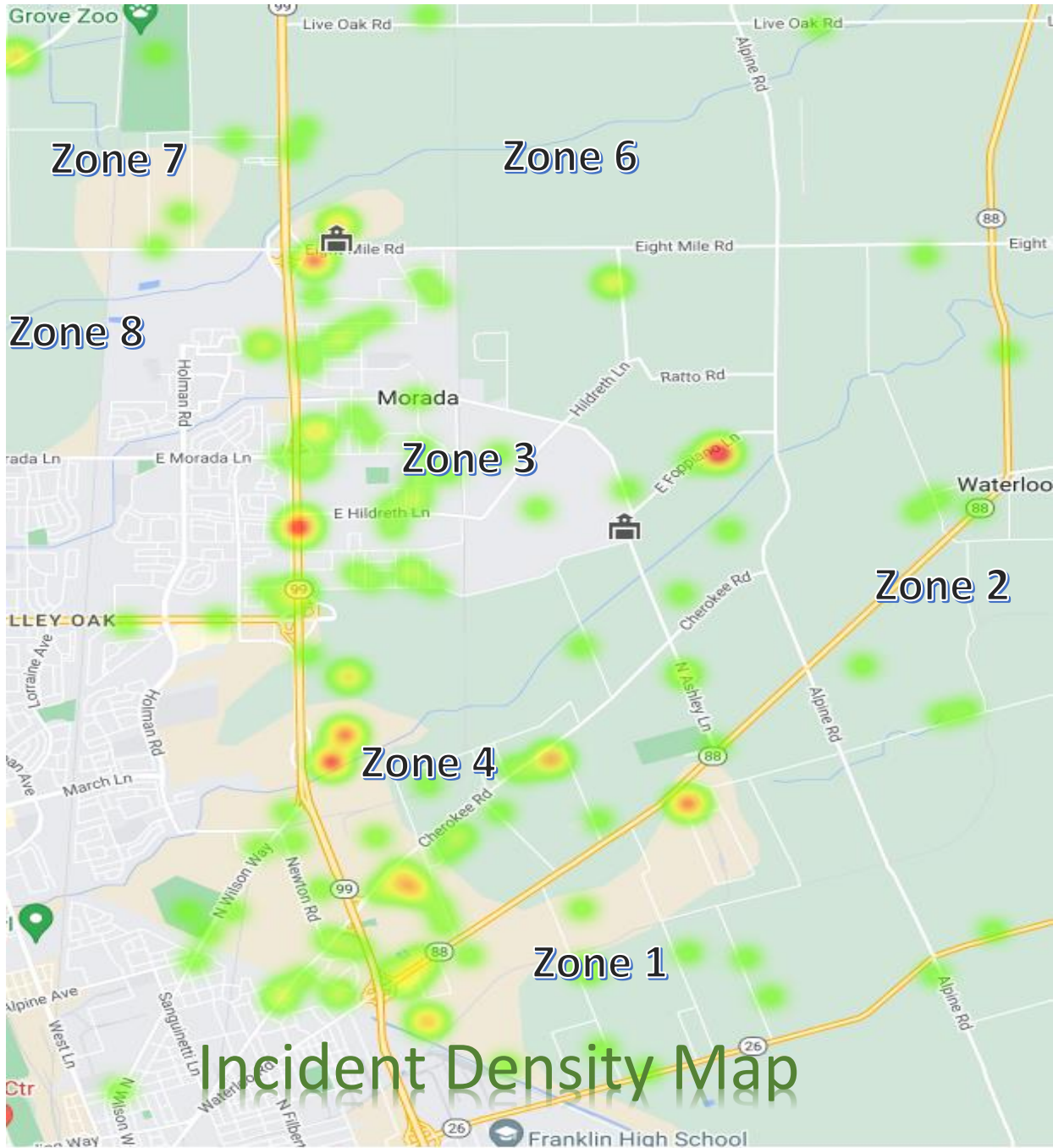




WATERLOO MORADA FIRE DISTRICT MONTHLY ACTIVITY REPORT

December

2022



Zone 1	38
Zone 2	13
Zone 3	65
Zone 4	72
Zone 6	29
Zone 7	16
Zone 8	1